



Prestel NCS-IPEX



IP Network Backup Expander



[DATASHEET](#)

NCS-IPEX

IP Network Backup Expander



IP Network Backup Expander can increase the maximum wired microphone in the system. Also enable the system with backup functionality (18 microphones by DC powered, 3 microphones by POE powered)

Ring Connection

Automatic Backup Switching

POE / DC30V
Power Supply

MAIN FEATURES

▲ Reliable Network Backup and Extension

- Dual Input & Dual Output Design: Supports simultaneous IN1/IN2 and OUT1/OUT2 network paths, enabling redundant loop connection for system reliability.
- Automatic Backup Switching: When one network link fails, the device instantly switches to the backup path to maintain continuous operation.
- Network Ring Connectivity: Seamlessly integrates into conference systems to form a stable ring network topology.
- Supports Expansion: Enables connection of up to 18 microphone units (DC powered) or 3 microphone units (POE powered) per module.

▲ Flexible Power Supply Options

- Standard POE Power Input: IN1 port supports Power over Ethernet for convenient deployment without external power.
- DC 30V Power Adapter: Optional power input provides additional current when more terminals are connected.
- Low Power Consumption: Ensures efficient operation and heat management for continuous 24/7 use.

SPECIFICATION

POWER PARAMETERS

Power Supply: DC30V/3A Or POE

INTERFACE

RJ45 Port *4 (INPUT *2, OUTPUT *2)

Power Supply Input *1

ACCESSORIES

1×Power Adapter(DC30V/3A) (Optional)

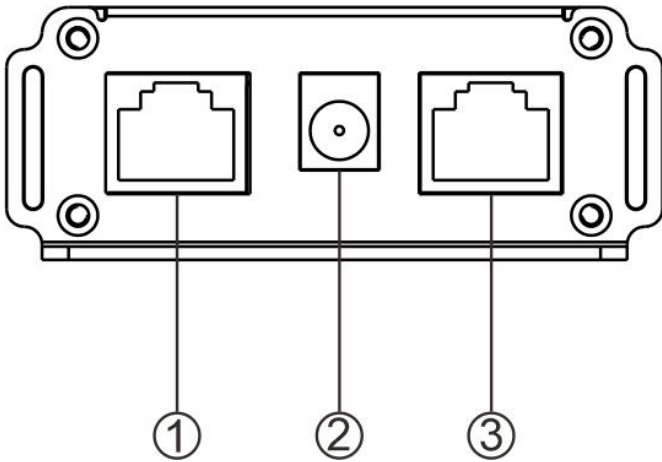
1×Quick Installation Guide

1×Quality Certificate

1×Warranty Card

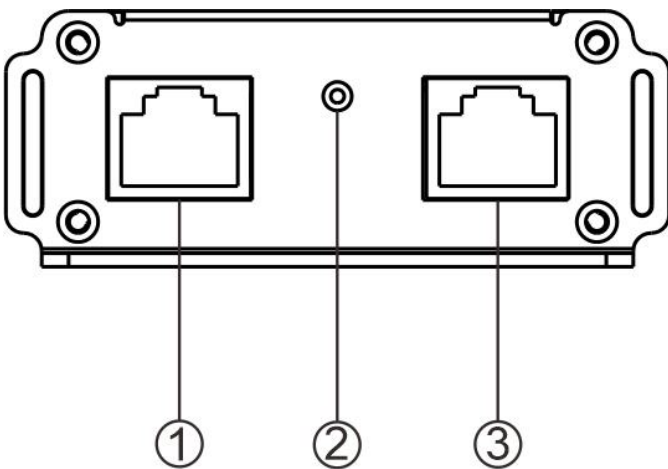
INTERFACE DESCRIPTION

[Front View]



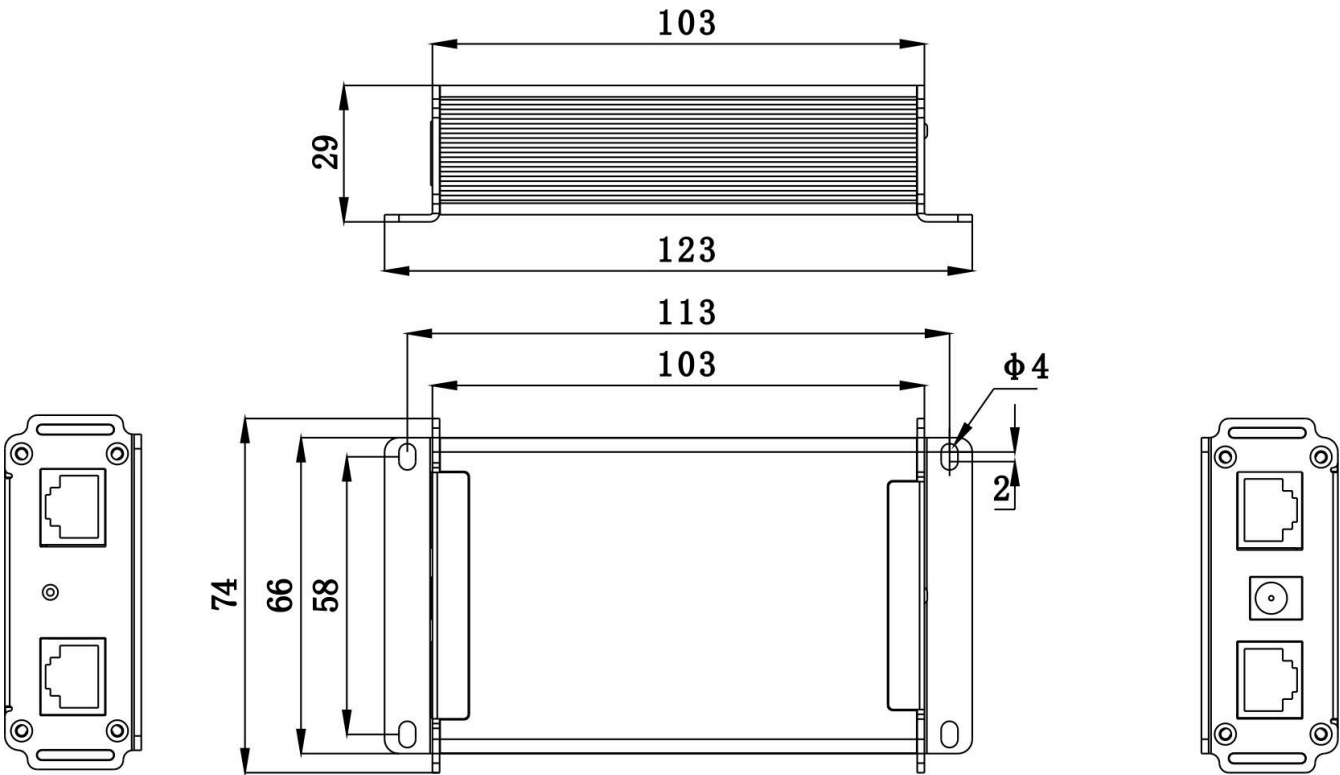
- ① IN1/POE: RJ45 port, connects to switch; supports POE power supply.
- ② Power Input: DC 30V 3A adapter.
- ③ IN2: RJ45 port, connects to network switch.

[Rear View]

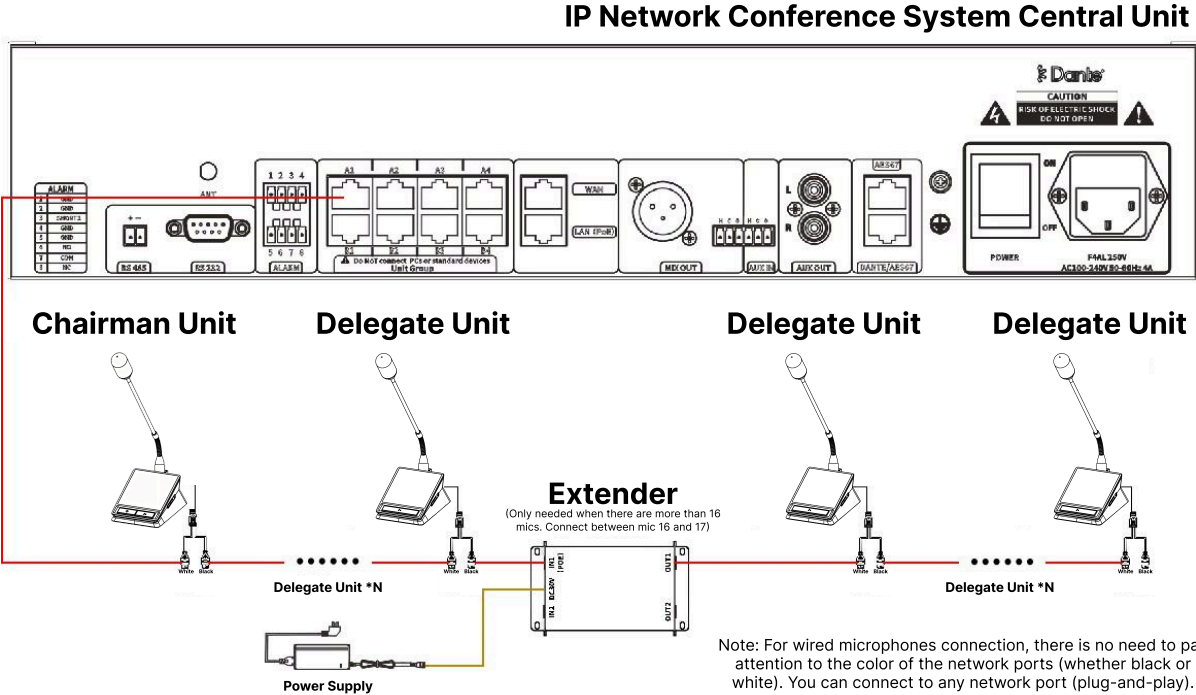


- ① OUT2: Connect to any port of Microphone A.
- ② Status Indicator: Red light on when powered; off when no power or fault.
- ③ OUT1: Connect to any port of Microphone B.

DIMENSIONAL DRAWING



CONNECTION DIAGRAM (Local Daisy-Chain Connection)



CONNECTION DIAGRAM (Network Daisy-Chain/Ring Connection)

IP Network Conference System Central Unit

